

My Callpilot

Thursday, February 07, 2013
11:51 AM

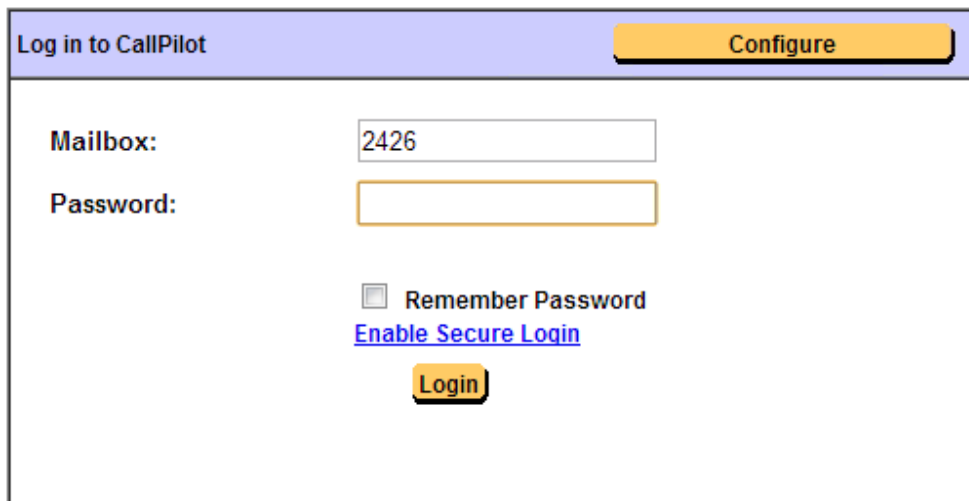
What it is:

My Callpilot is a website used to interact with the voice mail system used by all BUSN phones that have phone numbers starting with 860-728-XXXX. These phones are in Storrs, Hartford, and East Hartford and one or two in Stamford. Not all "Nortel" phones have Voice mail.

Website Link: (This can only be accessed within the University netSPACE. I.e. You may need to VPN if you are away.)
<http://callpilot2.business.uconn.edu/mycallpilot>

How to log in:

Click on link above. You will need the name of the mailbox and the password of that mailbox. The Mailbox is the last 4 digits of your phone number. The password is a 6 digit number that you have set.



Log in to CallPilot Configure

Mailbox:

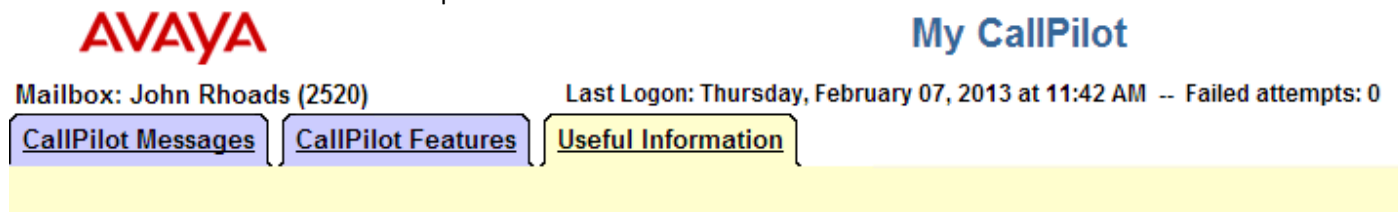
Password:

☐ Remember Password
[Enable Secure Login](#)

Login

Navigating My Callpilot

There will be three tabs across the top



AVAYA My CallPilot

Mailbox: John Rhoads (2520) Last Logon: Thursday, February 07, 2013 at 11:42 AM -- Failed attempts: 0

CallPilot Messages CallPilot Features Useful Information

The first tab is where your voice mails are located and can be listened to through this webpage.
The second tab has the features that can be set for your particular needs. The Message Forwarding Rule is here.
The third tab shows you information about YOUR account.

Setting up the Message Forwarding Rule

CallPilot Tools

[Greetings](#)

Record external, internal and temporary greetings, and your name for personal verification.

[Message Notification](#)

Set options and maintain your schedule for notification of new CallPilot messages at remote telephone, pager, or text device.

[Message Forwarding Rule](#)

Automatically forward incoming CallPilot messages to an e-mail or CallPilot address.

[Personal Distribution Lists](#)

Compose and edit lists of addresses to simplify messaging to groups of people.

[Change Password](#)

[Downloads](#)

Get CallPilot software.

Telephone Settings

[Telephone Options](#)

Review and personalize telephone interface as presented to your caller.

[Fax Printing](#)

Set fax numbers and options for printing fax and e-mail messages.

[Message Sorting Options](#)

Set message sorting options for your mailbox.

Click on the Message Forwarding Rule and if you have not set it up yet then click on the Configure button. If you have already set it up but the service was interrupted, then you may need to just Enable it.

Message Forwarding Rule

CallPilot messages, which meet defined criteria, can be forwarded to a CallPilot mailbox or an external e-mail address. Contact your administrator for information about your organization's security policies regarding forwarding mail externally.

Configure Rule				
Enable	Recipient	Convert Voice to WAV	Forward	Delete
<input checked="" type="checkbox"/>	jrhoads@business.uconn.edu	✓	All Messages	

[OK](#)

Edit Message Forwarding Rule

Message Forwarding Rule Configuration

Messages to forward:

All Messages

This includes messages marked "private" which cannot normally be forwarded.

Forward to:

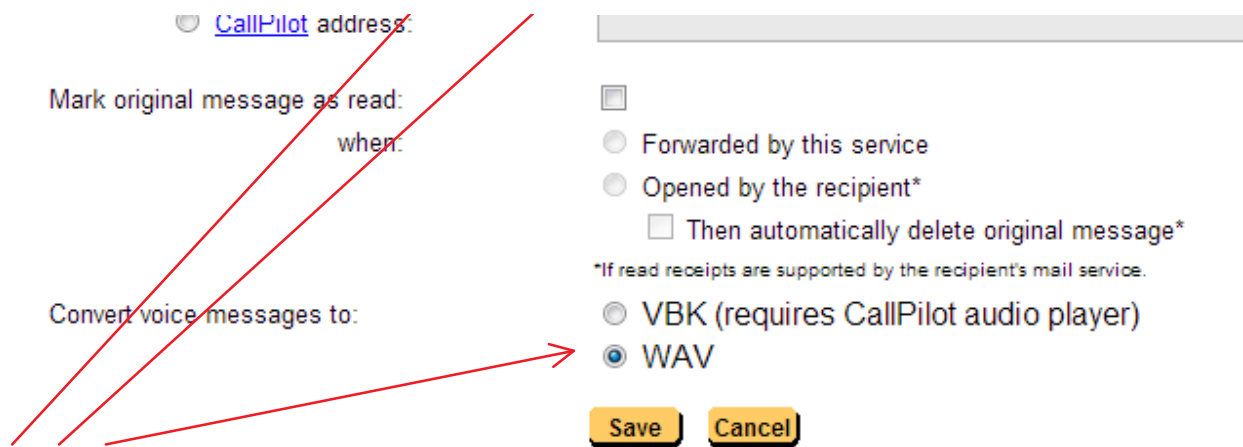
☒ E-mail address:

☐ [CallPilot](#) address:

jrhoads@business.uconn.edu

Mark original message as read:

☐



Be sure to set up like above. It can only send to a Uconn address.

Message to forward: Choose All Messages

Forward to: Your School of Business email address

Convert voice message to: WAV

Save and log out.